

Postal Code 78727

Residential Statistics



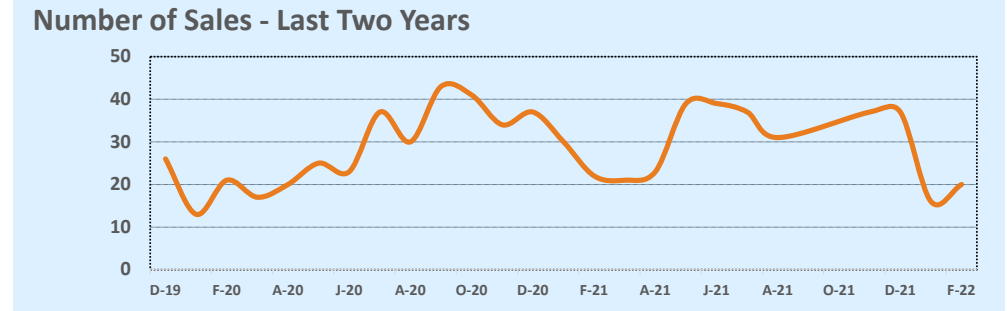
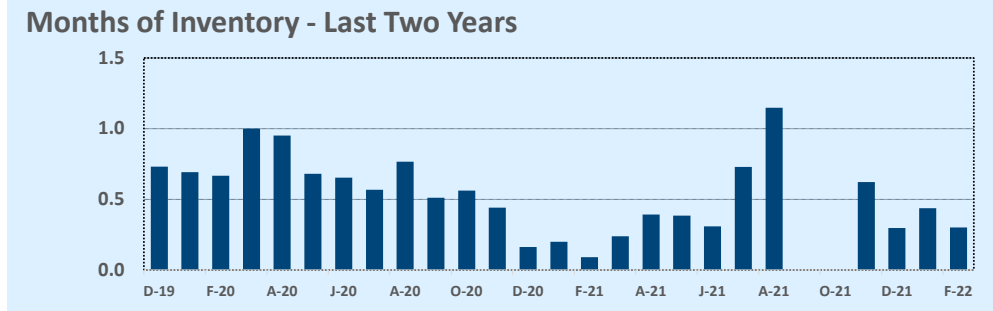
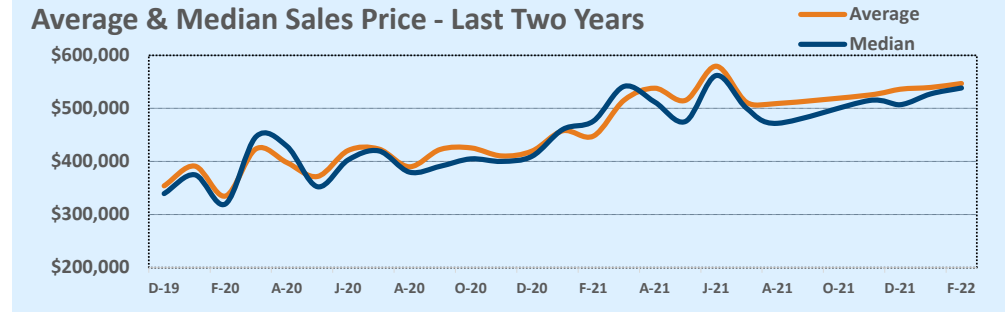
December 2021

Listings	This Month			Year-to-Date		
	Dec 2021	Dec 2020	Change	2021	2020	Change
Single Family Sales	33	33	--	314	293	+7.2%
Condo/TH Sales	4	4	--	69	48	+43.8%
Total Sales	37	37	--	383	341	+12.3%
New Homes Only	--	--	--	--	4	--
Resale Only	37	37	--	383	337	+13.6%
Sales Volume	\$19,839,508	\$15,531,900	+27.7%	\$200,585,114	\$138,760,052	+44.6%
New Listings	17	24	-29.2%	407	369	+10.3%
Pending	--	--	--	--	--	--
Withdrawn	1	--	--	3	1	+200.0%
Expired	1	--	--	3	1	+200.0%
Months of Inventory	0.3	0.2	+230.0%	N/A	N/A	--

Price Range	This Month			Year-to-Date		
	New	Sales	DOM	New	Sales	DOM
\$149,999 or under	--	--	--	1	--	--
\$150,000- \$199,999	--	--	--	--	--	--
\$200,000- \$249,999	--	--	--	2	3	16
\$250,000- \$299,999	--	--	--	17	6	21
\$300,000- \$349,999	1	1	2	26	24	6
\$350,000- \$399,999	--	3	19	57	42	12
\$400,000- \$449,999	6	3	23	54	47	13
\$450,000- \$499,999	5	10	46	64	61	16
\$500,000- \$549,999	--	3	29	53	48	12
\$550,000- \$599,999	2	7	30	62	60	15
\$600,000- \$699,999	2	6	19	50	59	11
\$700,000- \$799,999	1	3	10	10	20	6
\$800,000- \$899,999	--	1	13	3	4	11
\$900,000- \$999,999	--	--	--	3	2	5
\$1M - \$1.99M	--	--	--	5	7	9
\$2M - \$2.99M	--	--	--	--	--	--
\$3M+	--	--	--	--	--	--
Totals	17	37	28	407	383	12

Average	This Month			Year-to-Date		
	Dec 2021	Dec 2020	Change	2021	2020	Change
List Price	\$535,666	\$411,356	+30.2%	\$489,988	\$405,084	+21.0%
List Price/SqFt	\$312	\$233	+33.7%	\$276	\$225	+22.6%
Sold Price	\$536,203	\$419,781	+27.7%	\$523,721	\$406,921	+28.7%
Sold Price/SqFt	\$313	\$239	+31.2%	\$294	\$226	+29.6%
Sold Price / Orig LP	100.4%	102.3%	-1.9%	106.9%	100.8%	+6.0%
Days on Market	28	19	+47.8%	12	16	-23.7%

Median	This Month			Year-to-Date		
	Dec 2021	Dec 2020	Change	2021	2020	Change
List Price	\$525,000	\$400,000	+31.3%	\$475,000	\$399,000	+19.0%
List Price/SqFt	\$300	\$235	+27.4%	\$270	\$222	+21.9%
Sold Price	\$507,000	\$410,000	+23.7%	\$507,000	\$400,000	+26.8%
Sold Price/SqFt	\$315	\$238	+32.5%	\$293	\$225	+30.4%
Sold Price / Orig LP	100.0%	101.3%	-1.3%	104.5%	100.0%	+4.5%
Days on Market	19	8	+137.5%	5	5	--



Based on information from the Austin Board of REALTORS® (alternatively, from ACTRIS). Neither the Board nor ACTRIS guarantees or is in any way responsible for its accuracy. The Austin Board of REALTORS®, ACTRIS and their affiliates provide the MLS and all content therein "AS IS" and without any warranty, express or implied. Data maintained by the Board or ACTRIS may not reflect all real estate activity in the market.